

**ANTICO**

non metallic pumps



EXP Series - Standard Chemical Process Pumps

**ANTICO**

# EXP SERIES



Decades of experience in development & manufacturing of injection Moulded Polypropylene Corrosion Resistant Pumps.

Design philosophy is to design pumps that are simple, rugged & reliable using for most appropriate materials.



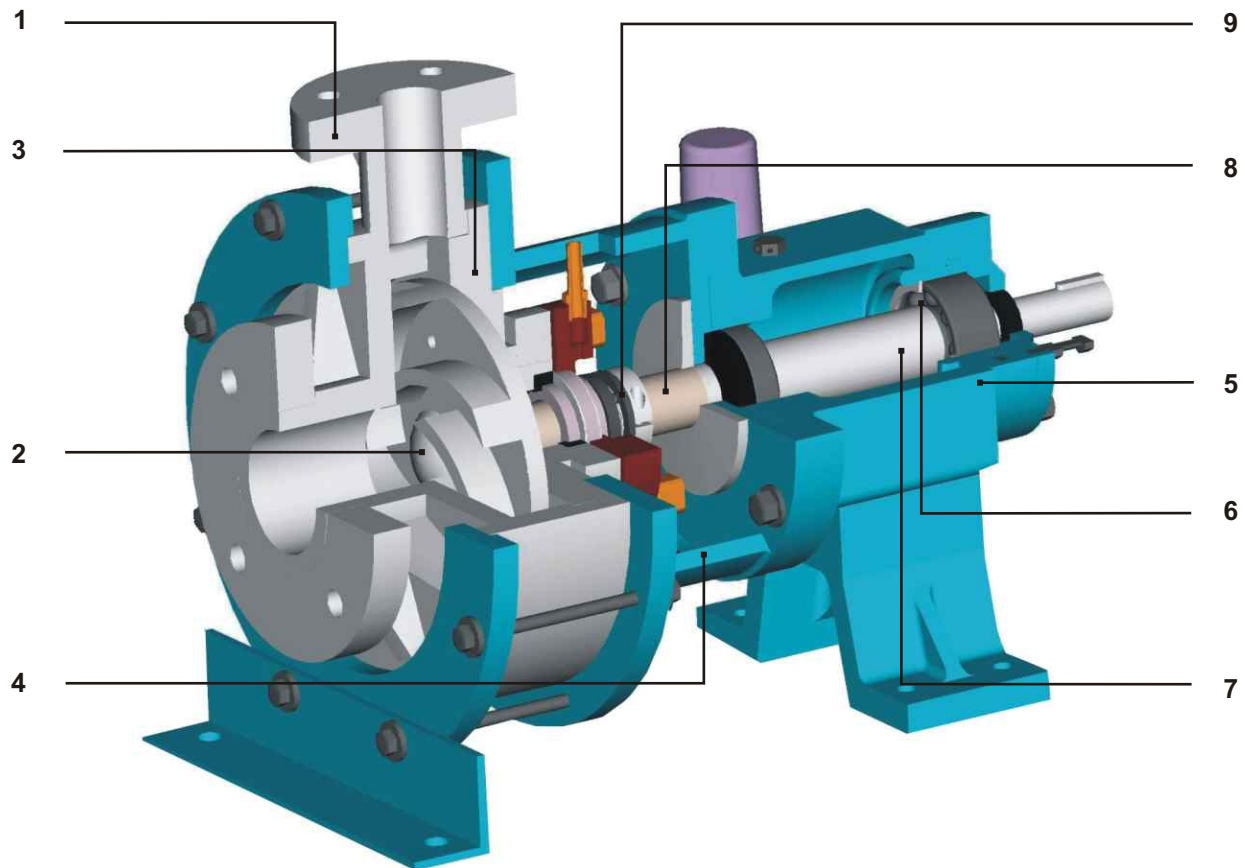
Polypropylene, a vinyl polymer has low density is fairly rigid & has temperature resistance up to 80° C. Its outstanding characteristic is resistance to strong acids coupled with good mechanical properties, light weight & excellent resistance to corrosion make it an obvious choice for ANTICO pumps.



## Application:

EXP Series pumps are an ideal choice for pumping acids and alkalis. Typical applications include chemical & pharmaceutical industries, chlor alkali plants, steel plants, water treatment plants.

# Design Features



## 1 Volute Casing

Top centreline discharge, self venting volute casing formed out injection moulded polypropylene.

## 2 Impeller

All impellers are precision moulded, light in weight, semi open construction, with large contoured flow passages for maximum handling of the liquid.

## 3 Backplate

Thick walled solid injection moulded polypropylene.

## 4 Adopter

Facilitates maintenance without disturbing Bearing Block and Shaft.

## 5 Bearing Frame

Heavy Cast Iron construction, precision machined for no shaft deflection of more than 0.05mm contains large oil reservoir.

## 6 Ball Bearings

Inboard bearing is pressed on shaft and free to float axially in frame - carries radial load only. Outboard double row ball bearing is shouldered and locked on shaft with lock-nut and washer, and in bearing housing to carry radial and any unbalanced thrust load. All bearing fits are precision bored.

## 7 Shaft

Designed for maximum 0.05 mm deflection at mechanical seal. Available in EN / Stainless Steel.

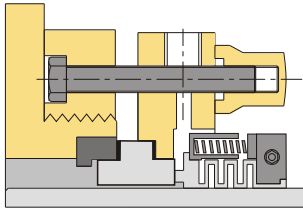
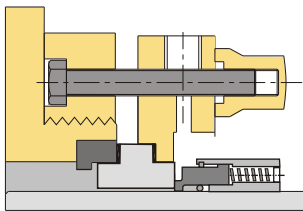
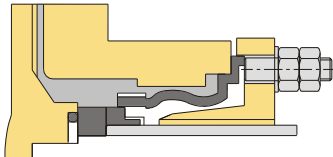
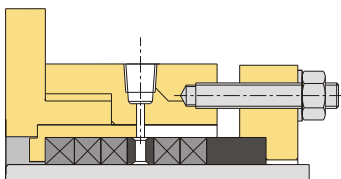
## 8 Sleeve

Shaft Sleeve of different material depending on the compatibility of the liquid to be handled.

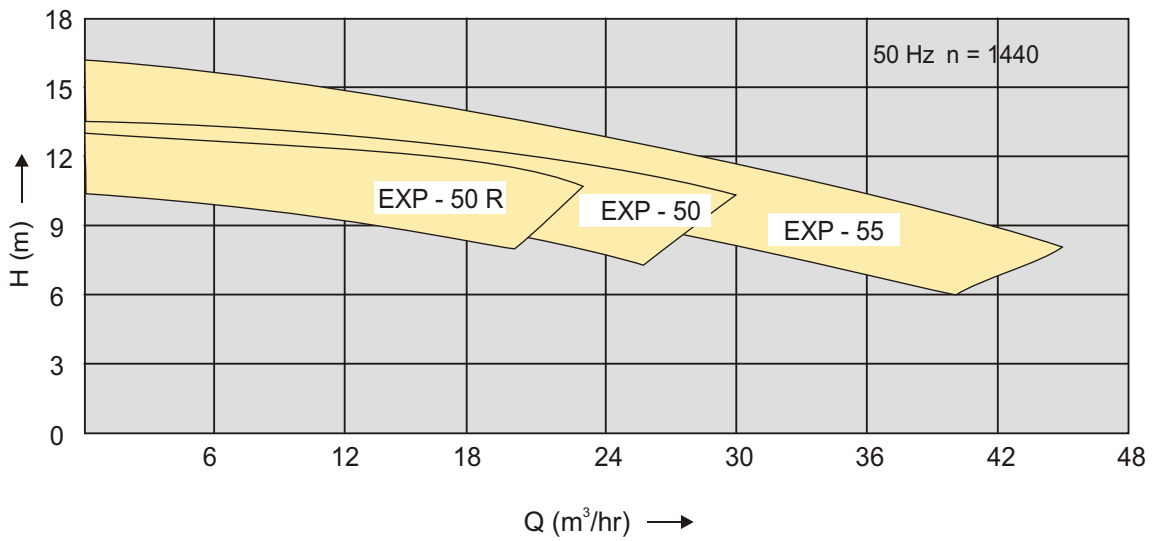
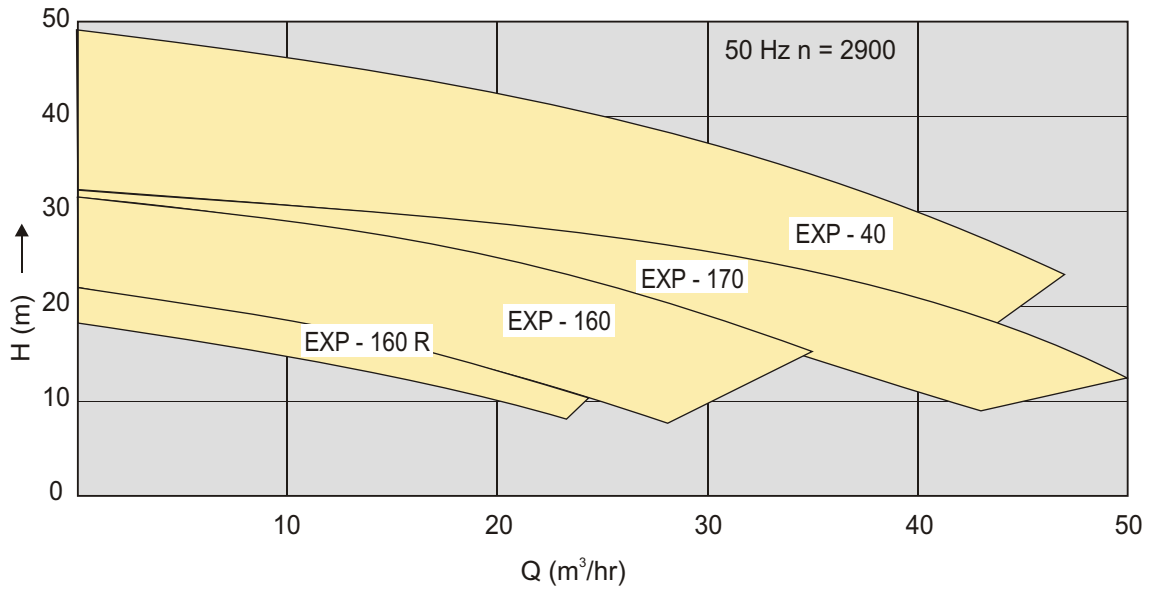
## 9 Mechanical Seal / Gland Packing

Pumps are fitted with either mechanical seal or gland packing depending on the service conditions.

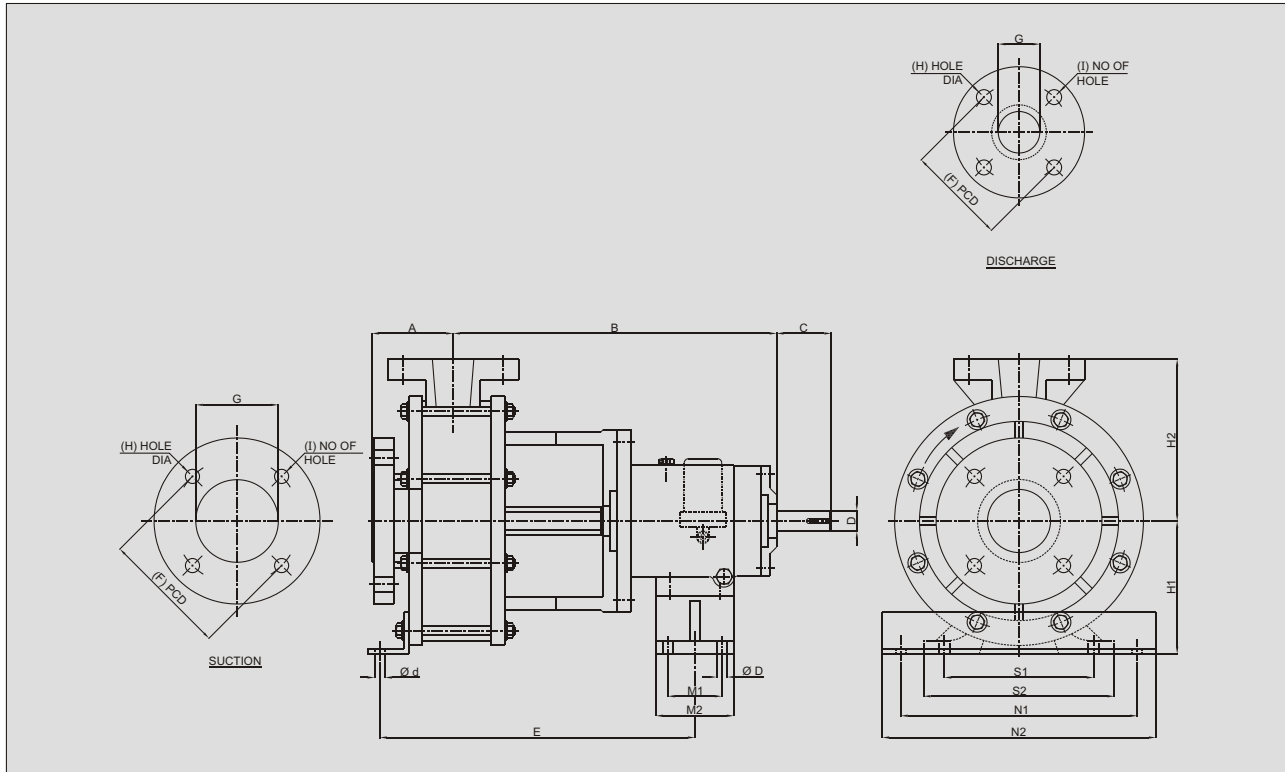
# Sealing Options

|                                        |                                                                                     |                                                                                                                                                                                                                                                                                                                                                             |
|----------------------------------------|-------------------------------------------------------------------------------------|-------------------------------------------------------------------------------------------------------------------------------------------------------------------------------------------------------------------------------------------------------------------------------------------------------------------------------------------------------------|
| <p><b>PTFE Bellows</b></p>             |    | <p><b>PTFE Bellows</b></p> <p>PTFE bellows provide universal chemical resistance for a wide range of services &amp; non-wetted metal parts eliminate the need for expensive metallurgies. TB/TBR seal is inherently hydraulically balanced to ensure proper face loading. Installs easily on outside of stuffing box; eliminates the use of elastomers.</p> |
| <p><b>Metallic Seal</b></p>            |    | <p><b>Metallic Seal</b></p> <p>Metallic seal is a multi spring outside mounted balanced seal with 'O' Ring as secondary seal. Excellent for crystalline media since clogging of rotary unit does not occur as is the case in PTFE bellows seal. Wide range of seal face materials available for various applications.</p>                                   |
| <p><b>Internal Mechanical Seal</b></p> |  | <p><b>Internal Mechanical Seal</b></p> <p>Internal Mechanical Seal developed by Antico, has rotary unit fitted on the impeller and stationary unit housed in a rubber bellows. Polypropylene bellow holder ensures proper seal face loading. Used extensively in metal finishing industries.</p>                                                            |
| <p><b>Gland Packing</b></p>            |  | <p><b>Gland Packing</b></p> <p>Gland packing pumps come with pure PTFE or PTFE Impregnated Blue Asbestos against specific customer requirements.</p>                                                                                                                                                                                                        |

## Performance Range Chart



# Pump Dimensions & Connections



|             |     |     |    |    |     |     |     |    |    |     |     |     |     |      |      |                |    |    |    |                  |    |    |    |
|-------------|-----|-----|----|----|-----|-----|-----|----|----|-----|-----|-----|-----|------|------|----------------|----|----|----|------------------|----|----|----|
| EXP - 40    | 110 | 387 | 65 | 25 | 380 | 183 | 215 | 65 | 95 | 285 | 330 | 180 | 230 | 12.5 | 12.5 | 120            | 50 | 18 | 04 | 98               | 40 | 14 | 04 |
| EXP - 170   | 98  | 390 | 66 | 25 | 380 | 160 | 195 | 65 | 95 | 285 | 330 | 180 | 230 | 12.5 | 12.5 | 152            | 75 | 18 | 04 | 120              | 50 | 18 | 04 |
| EXP - 160   | 80  | 392 | 65 | 25 | -   | 137 | 179 | 65 | 95 | -   | -   | 180 | 230 | 12.5 | -    | 152            | 75 | 18 | 04 | 98               | 40 | 14 | 04 |
| EXP - 160 R | 108 | 392 | 65 | 25 | -   | 137 | 179 | 65 | 95 | -   | -   | 180 | 230 | 12.5 | -    | 98             | 40 | 14 | 04 | 98               | 40 | 14 | 04 |
| EXP - 55    | 106 | 393 | 67 | 25 | 380 | 183 | 222 | 65 | 95 | 285 | 330 | 180 | 230 | 12.5 | 12.5 | 152            | 75 | 18 | 04 | 120              | 50 | 18 | 04 |
| EXP - 50    | 103 | 389 | 67 | 25 | 380 | 183 | 220 | 65 | 95 | 285 | 330 | 180 | 230 | 12.5 | 12.5 | 152            | 75 | 18 | 04 | 98               | 40 | 14 | 04 |
| EXP - 50 R  | 132 | 389 | 67 | 25 | 380 | 183 | 220 | 65 | 95 | 285 | 330 | 180 | 230 | 12.5 | 12.5 | 98             | 40 | 14 | 04 | 98               | 40 | 14 | 04 |
| MODEL       | A   | B   | C  | D  | E   | H1  | H2  | M1 | M2 | N1  | N2  | S1  | S2  | Ø D  | Ø d  | F              | G  | H  | I  | F                | G  | H  | I  |
|             |     |     |    |    |     |     |     |    |    |     |     |     |     |      |      | SUCTION FLANGE |    |    |    | DISCHARGE FLANGE |    |    |    |

## NOTE :

- 1) ALL DIMENSIONS IN mm
- 2) CAGE RING & ANGLE NOT REQUIRED FOR EXP - 160 / 160 R
- 3) DIMENSIONS SUBJECT TO CHANGE WITHOUT NOTICE
- 4) FLANGES AS PER ANSI B 16.5 # 150 FF

# ANTICO

## Anticorrosive Equipment Pvt Ltd

15, Hind Service Industries, 2nd Floor,  
Off V. S. Road, Shivaji Park, Mumbai - 400 028, India  
Phone : +91 22 2446 6496, 2446 8340, 2445 3501  
Fax : +91 22 2444 9271  
info@anticopumps.co.in www.anticopumps.co.in

